
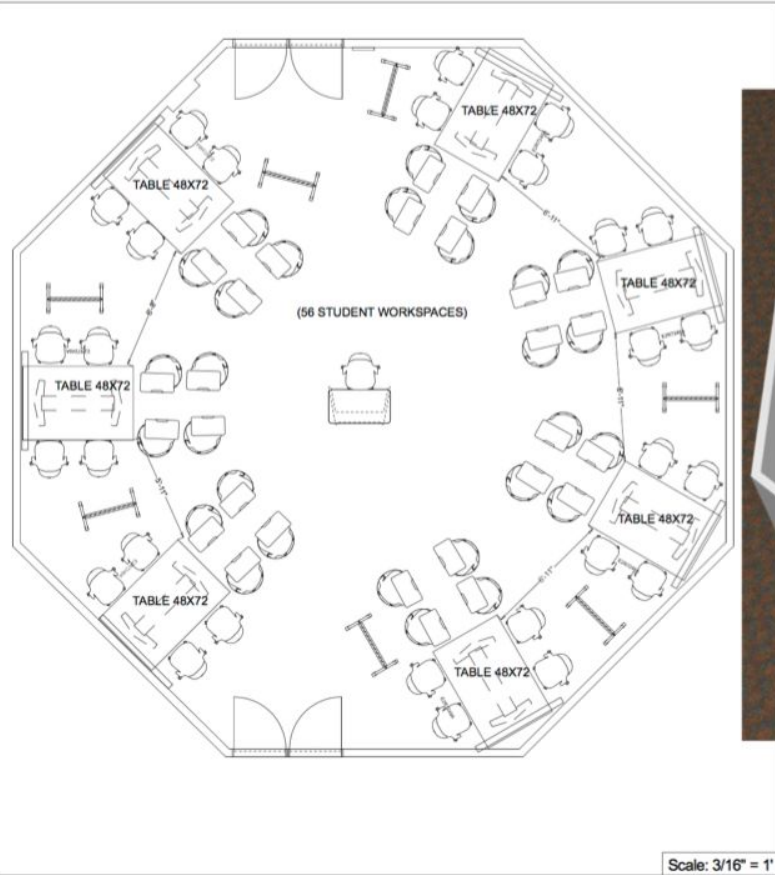


Tales from the Octagon

Technology for New Learning Spaces







Proposed Plan-layout one
UCI SOCIAL ECOLOGY 1
 CLASSROOM 101

c:\Users\Michelle\Documents\DWG TANGRAM\UCI SOC ECO CLASSROOM\UCI SOC ECO 1 CLASSROOM.2015-07-17_07-12.cmr

Designer:
 Salesperson:
 Project No:

8/17/2015
 M.GIBBS
 T.WALSH
 443656

tangram
 www.tangraminteriors.com
 1.800.700.1377

SANTA FE SPRINGS
 NEWPORT BEACH
 WOODLAND HILLS
 RIVERSIDE
 FRESNO
 BAKERSFIELD

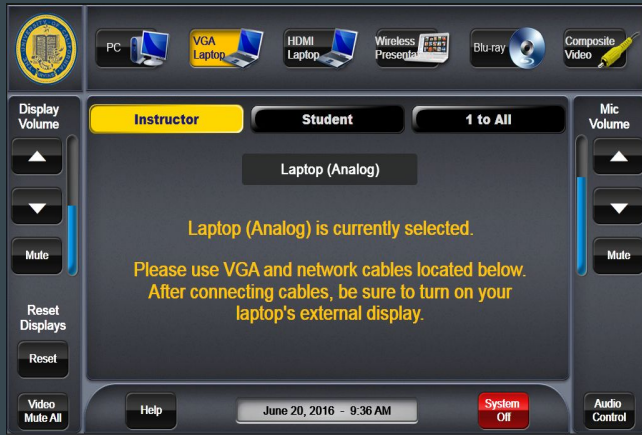




Technology

Extron XTP Crosspoint Matrix Switcher

- Allows for advanced audio/video switching
- 8 inputs and 8 separate outputs



Extron Touch Panel

- Easy to navigate touch interface
- Modes: **Instructor** **Student** **1 to All** **Advanced**

Programming

IPCP Pro 550 Mode (State Instructor)

IPCP Pro 550 Students Station (State False)

IPCP Pro 550 Invoke Macro (Macro LCD Power On)

▼ If IPCP Pro 550 MM_Source (State Equals Blu-ray) Emulated ✕

Extron - XTP CrossPoint 1600 Series Matrix Tie Command (Input 8 Output All Tie Type Audio/Video)

IPCP Pro 550 Invoke Macro (Macro Blu-ray to all Text)

TLP Pro 1020M Show Popup (Popup Blu-ray Transport-Menu Timeout (0) 0 (100) second(s))

▼ Else If IPCP Pro 550 MM_Source (State Equals Composite Video) Emulated

Extron - XTP CrossPoint 1600 Series Matrix Tie Command (Input 8 Output All Tie Type Audio/Video)

IPCP Pro 550 Invoke Macro (Macro Aux Video to all Text)

TLP Pro 1020M Show Popup (Popup Composite Video Timeout (0) 0 (100) second(s))

Solstice Pod



- multi-user, multi-source wireless collaboration
- mirroring support for Android and iOS mobile devices including iOS 9
- display-side control of shared media
- synchronous desktop audio streaming



solstice wireless display

Pod 3

WEB:

<http://128.200.234.203>

APP:

V9H2



CONNECT BY WEB:

In your browser, visit <http://128.200.234.203>




HAVE THE APP?

Launch the app and select **Pod 3**

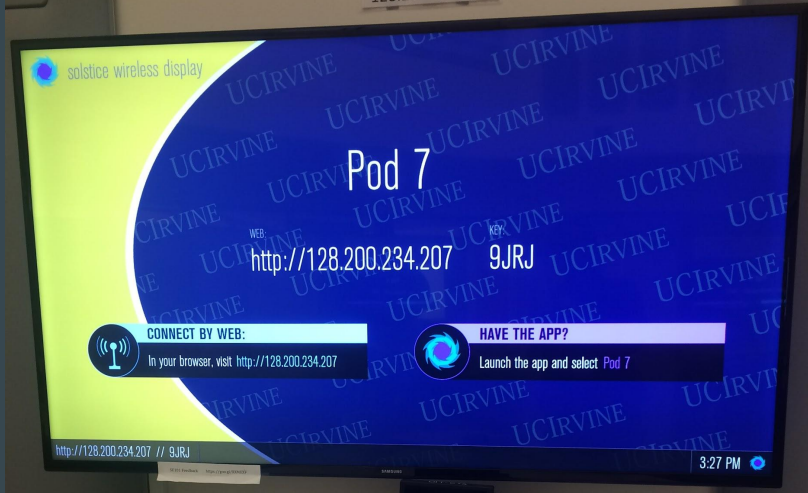
// V9H2

11:09 PM





7
128.200.234.207





Quantum Physics



b-roll

SE101 Feedback

Please let us know if you have trouble with any of the technology, or have other feedback you'd like to share about this new classroom.

Tech Issue: Please describe what happened

Your answer

Feedback: Please let us know how you feel about this new style of classroom, including what you like or what you would change

Your answer

OPTIONAL: Please enter your email address if you would like us to follow up with you.

Your answer

SE101 Feedback

From instructors:

"An amazing classroom... Although this has been a teaching goal for me for the 16 years that I have taught this class, this is the first time that I have ever been able to have observations really shared among students."

"As a TA, I found that I had more issues with keeping the section's attention. I think there were more issues with students talking and being on their phone than usual. I'm not sure if this is because of the room or because of the specific group of students... It's a little more difficult to gather the attention of the entire class because there is not a single focal point for them to focus on."

"Add a large main screen maybe easier for teaching."

"I thought the shape of the classroom was great for discussion. Including the tables and 'pods'. It was nice to have the screens up at each place so students could easily see the material - but I didn't use more of the 'fancy' stuff that the person who trained me showed me because it takes up a bit too much time for a 50 minute class session."

"I love the open space to walk around and interact with the students, and I especially like the chairs! While the space is wonderfully designed for group work, I have found students prefer a short review of material, lecture-style, before they begin working. If I am trying to teach graphing or equation solving, it would be better to have a large, tall, central white board that can be seen from everywhere in the room, or a better system for displaying handwriting on the digital system."

SE101 Feedback

From Students:

"I like this new style and the technology in this classroom. It feels unique and different from other classrooms. I also love the chairs."

"I like the room, and how you can see how the instructor's screen. I would increase the size of the smaller monitor."

"Although I like the interactive abilities, I would include more boards/board space because not everything can be clearly conveyed electronically (such as graphs). Overall it's a cool space."

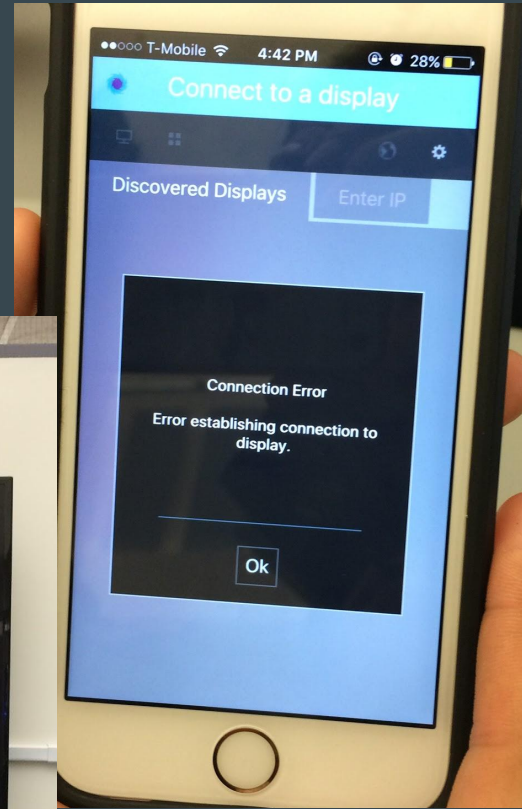
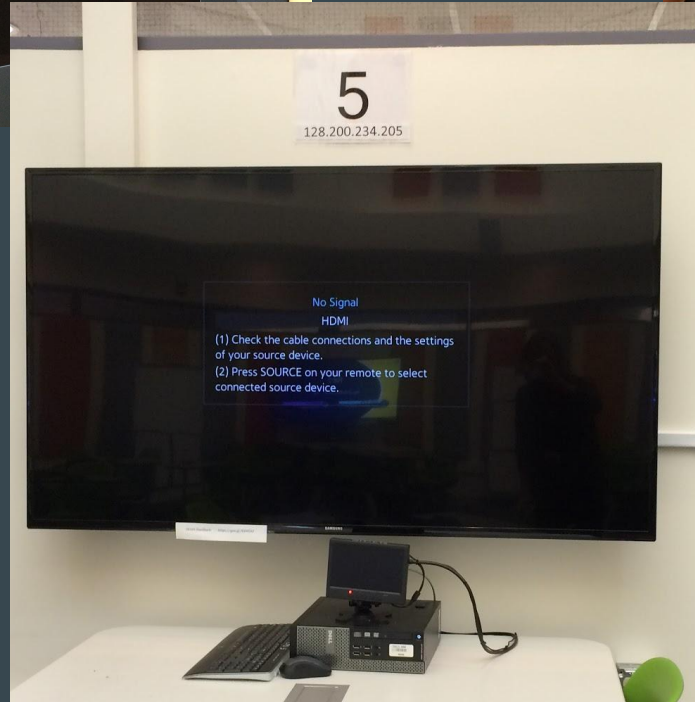
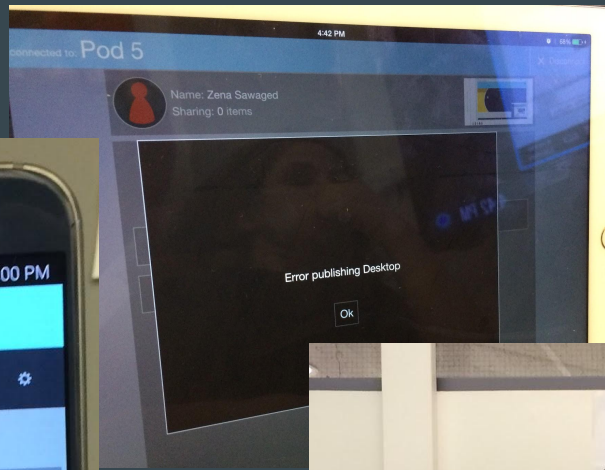
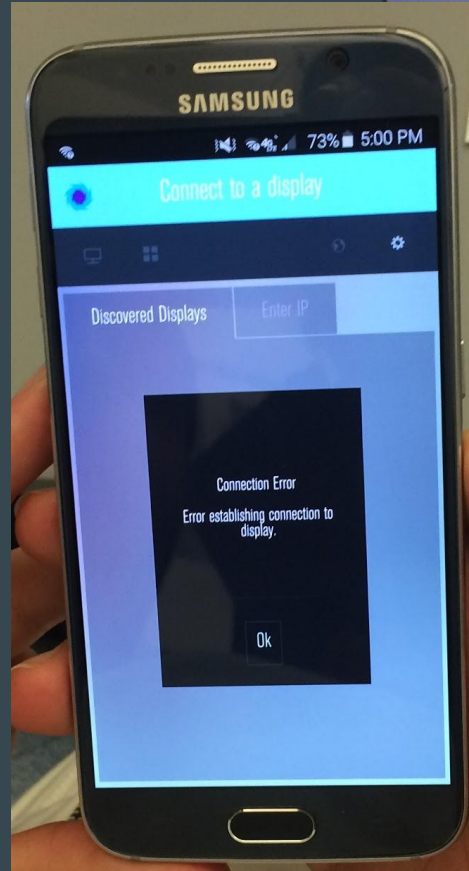
"The screen is pretty clear, the classroom is also wide and clean. But the screen is fixed so that sometimes we can only watch from the side which is not clear."

"This new style of classroom is pretty interesting in a way each student is able to interact more with the other students due to the environment provided in this classroom. However, one suggestion is that I think the classroom needs a larger table so it makes us easier to go over the discussion."

"I like this type of classroom more for discussions. It gets students more engaged and it is easier to see the notes."

"I like that each pod has its own monitor. This makes it very easy for the instructor to show the class relevant materials (presentation slides, homework assignments, code, etc.). I also like that the classroom is already segmented into different groups. This makes group work much faster and easier than in a tradition lecture room."

"It was confusing in the beginning but we got used to it after a while."



Lessons Learned

We need enough lead time to follow through on decisions: purchasing, imaging, deploying takes time

Level of support needed

- Up-front (lots) and ongoing (not as much)
- Importance of faculty and staff in spreading the word and getting the right classes in the right rooms

Teamwork: OIT (ILS/CTS), Registrar, Schedule of Classes Coordinators, Facilities, Vendors, Faculty

It's not just the technology: the layout and flexibility of the space is equally important (need to emphasize this to faculty who feel overwhelmed by the tech)

Students liked that their feedback mattered

Instructor attitudes and preparation affected student attitudes and experience

The Payoff

“This classroom has been amazing. I never thought I would be able to learn Organic Chemistry, but have been super successful in the course so far. I strongly believe that the classroom facilitated a group learning experience that was an essential part of my ability to understand the material and learn by doing. Sitting in a huge lecture hall would have NEVER been as effective. This set up allows us all to work through problems and share helpful technological resources. Seriously, every class that requires quantitative analysis should be taught this way. Truly revolutionary and I hope to see more classrooms like this in the future.”

Questions?

Patrick Lemon
plemon@uci.edu

Judi Franz
judi.franz@uci.edu